

■ Genesis GXEM Floor Proximity Series



Genesis Master with Remote Floor Proximity LED Exit

Surface or Recessed Mount

Evaluated to UL 924 Standard

The **Genesis GXEM Floor Proximity Series** are premium die-cast exit signs that combine style with superior performance and durability. This series can be surface or recessed mounted at the floor level and are available as AC-only, AC-dual circuit and as a DC-remote fixture supplied by a "Master" Genesis Exit sign.

■ FEATURES

Reliability

The **Genesis GXEM Floor Proximity Series** has a five-year full warranty.

Unit Data

The **Genesis "Master"** units are constructed of die-cast aluminum. The Floor proximity remote units' housing and stencil face, finished in white or black, are constructed of rugged steel. When the floor proximity remote unit is ordered with a brushed aluminum finish, the stencil face is aluminum. The Floor proximity remote sign is available in slim line surface mount or recessed. All connecting hardware is included. The tamper proof screws and clear, high impact polycarbonate shield make sign vandal resistant. The LED's are very reliable, provide even illumination and low maintenance costs. The Red LED's draw less than one watt.

The remote floor proximity exit signs are wired to a single face Genesis LED "Master" exit, which is mounted above the door. The remote floor proximity unit can be mounted up to 10 feet away from the Master sign. This "Master" sign will power and control both signs in AC and emergency mode (both signs are 120/277 volt for master/floor proximity operation).

Circuitry

Fully integrated circuitry includes an automatic, constant-current battery charger with solid-state transfer and AC-LED monitor and test switch. Improved diagnostic self-test feature is standard.

Power Requirements

120/277Vac

■ DIAGNOSTIC/SELF-TEST FEATURE (STANDARD)

The self-test/diagnostic feature continuously monitors the charger assembly, battery and LED assembly current. If a fault is indicated, the external service required indicator will illuminate. The internal fault indicators will then indicate the nature of the fault. The self-test/diagnostic will self test for a minimum 30 seconds every 30 days, 30 minutes every 60 days and 90 minutes annually. Meets NFPA 101 Life Safety Code requirements for periodic testing (Self-Powered Master Exit only).

■ OPTIONS

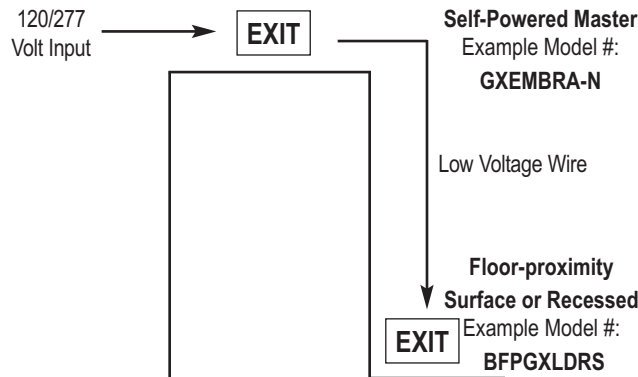
(Add Suffix to Model No.)	Suffix
Vandal Resistant (Screws)	-VR
Vandal Resistant (Screws & Shield)	-LVR

■ POWER CONSUMPTION CHART

	Models	AC Specs		DC Specs	
RED	AC-only	120 to 277Vac	1.2W	-	-
	AC-2 Circuit	120/277 and 277/277Vac	2.6W	-	-
	Self-powered	120 to 277Vac	3.8W	NiCad battery	Min. 90 minutes
GREEN	AC-only	120 to 277Vac	0.9W	-	-
	AC-2 Circuit	120/277 and 277/277Vac	3.3W	-	-
	Self-powered	120 to 277Vac	5W	NiCad battery	Min. 90 minutes

HOW TO ORDER TYPICAL APPLICATIONS

Self-Powered Master with Floor-proximity Unit



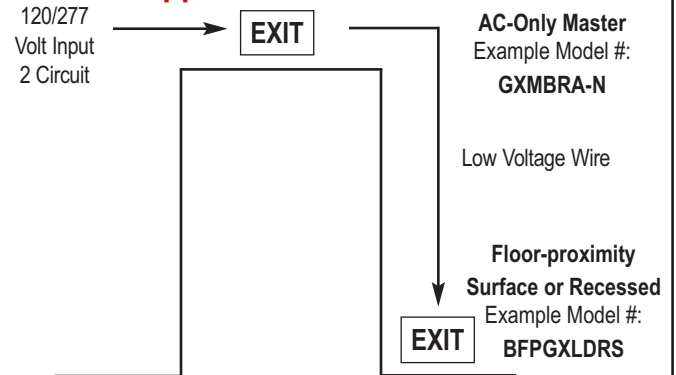
Self-Powered Master (Unit for above door)

Series	Housing Color	Letter Color	Face Color	Standard Series Designator
GXEM	B	R	A	-N
	B= Black W= White A= Brushed Aluminum	R= Red G= Green	B= Black W= White A= Brushed Aluminum	

Floor Proximity Unit (Unit on side of door)

Housing Color	Series	Letter Color	Face Color	Options
B	FPGXLD	R	S	-LVR
B= Black W= White A= Brushed Aluminum		R= Red G= Green	R= Recessed S= Surface	

AC-Only Master with Floor-proximity Unit 2 Circuit Application



AC-Only Master (Unit for above door)

Series	Housing Color	Letter Color	Face Color	Standard Series Designator
GXM	B	R	A	-N
	B= Black W= White A= Brushed Aluminum	R= Red G= Green	B= Black W= White A= Brushed Aluminum	

Floor Proximity Unit (Unit on side of door)

Housing Color	Series	Letter Color	Face Color	Options
B	FPGXLD	R	S	-LVR
B= Black W= White A= Brushed Aluminum		R= Red G= Green	R= Recessed S= Surface	

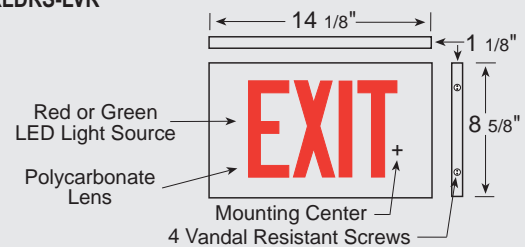
DIMENSIONS

Dimensions are approximate and subject to change.

Self-Powered/AC-Only Master
GXEMBRA-N (Self-Powered)
GXMBRA-N (AC only)



Floor Proximity Slave Surface Mount
FP-GXLDGS-LVR
FP-GXLDRS-LVR



Floor Proximity Slave Recessed Mount
FP-GXLDGR-LVR
FP-GXLDGR-LVR

