

■ Commercial Battery Units

IC-2 Series.....	24
LCA-2SQ Series	25
LCA-2MRS Series (NEW)	26
Cavalier II (CA-2) Series	27
DM, DS Series.....	28
MC Series (NEW)	29
MA Series (NEW)	30
MG, MN Series	31
PG, P12G Series.....	32
PN, P12N Series	33
PQ, P12Q Series.....	34

■ IC-2 Series



6 Volt Ultra-Slim Emergency Unit
Sealed Maintenance-Free Lead Calcium Battery
UL Listed
Damp Location Listed

The **IC-2 Series**, is an aesthetically attractive, economical unit ideal for commercial or institutional facilities. This unit offers reliable performance in a low profile, contemporary design.

□ FEATURES

Reliability

The **IC-2 Series** has a three-year full warranty (excluding lamps and fuses).

Unit Data

The compact, ultra-slim housing and prismatic lenses are constructed of an injection-molded, tough thermoplastic body that will not scratch or corrode. It has a lightly textured "mist white" finish that blends well with any decor. All units come with a pre-wired AC to save time and installation costs. Simply wire the mounting plate to the building AC and secure. Then, using the AC quick connect plug, snap the housing onto the mounting plate and the unit is ready to be powered. Attractive and versatile, the IC-2 Series battery units can be mounted in any orientation on walls and ceilings.

Lamp

Standard with two 6-watt, high intensity, wedge base incandescent lamps.

Charger

- Automatic, temperature compensated, charger.
- High capacity, automatic, dust-tight instantaneous transfer relay.
- Low voltage disconnect prevents over discharge of battery.
- Automatic brownout protection.
- Labor saving AC line latch prevents battery discharge during installation to a non-energized circuit.

Controls

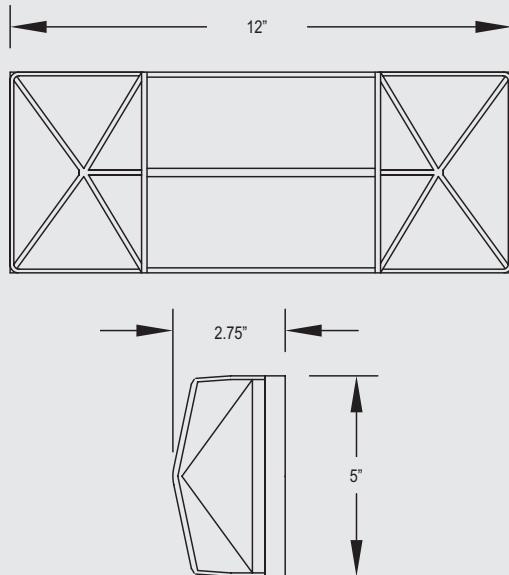
- Red charger monitor LED indicates state of charge of the battery.
- Momentary test switch allows for quick operational check of entire system.

Power Requirements

120/277Vac 60Hz, 0.08/0.04 Amp

□ DIMENSIONS

Dimensions are approximate and subject to change.



□ ORDERING FORMAT

IC-2

Series

□ ACCESSORIES

(Order as a separate item)

Wire GuardWG13-L

□ UNIT RATING CHART

Volts	Model No.	*Watts to 87-1/2% of Rated Battery Voltage	
		1 ^{1/2} Hrs.	2 Hrs.
6	IC-2	12	8

* National Electrical Code Specification



■ LCA-2SQ Series

6 Volt Thermoplastic Battery Unit

Damp Location Listing is standard on all models

Sealed Maintenance-Free Lead Calcium Battery

UL Listed

The **LCA-2SQ Series**, an extremely versatile unit, that can be wall or ceiling mounted. With the option of 11 watts remote capacity and standard damp location listing, this emergency lighting unit with adjustable heads is your solution for emergency lighting.

▣ FEATURES

Reliability

The **LCA-2SQ Series** has a three-year full warranty (excluding lamps and fuses).

Unit Data

Constructed of an injection-molded, UV stabilized, UL 94, 5VA flame rated thermoplastic housing and back plate. The sealed maintenance-free Lead-Calcium battery is designed to power 11 watts remote load or extended unit run time, if necessary (refer to options "R" to order). LCA-2SQ can be wall or ceiling mounted. Unit has universal knock-out pattern on the back plate that allows for junction box mounting. An innovative snap-together design allows for fast and easy installation.

Lamp

Furnished standard with two, 6 volt, 6 watts DC T5 wedge base lamps for emergency mode.

Charger

- 120/277Vac, 60Hz, 0.08/0.04 Amp
- LED indicator light and push button test switch
- Remote capacity – may power additional remote heads (up to 6V 11W)
- Low voltage battery disconnect
- All models are damp location listed

▣ OPTIONS

(Add Suffix to Model No.)

Suffix

Remote Capacity (11 watts)-R*

**Do not exceed rated unit capacity*

▣ ACCESSORIES

(Order as a separate item)

Replacement Battery860.0018-L

Replacement Lamp (standard)570.0012-L

Wire GuardWG10-L

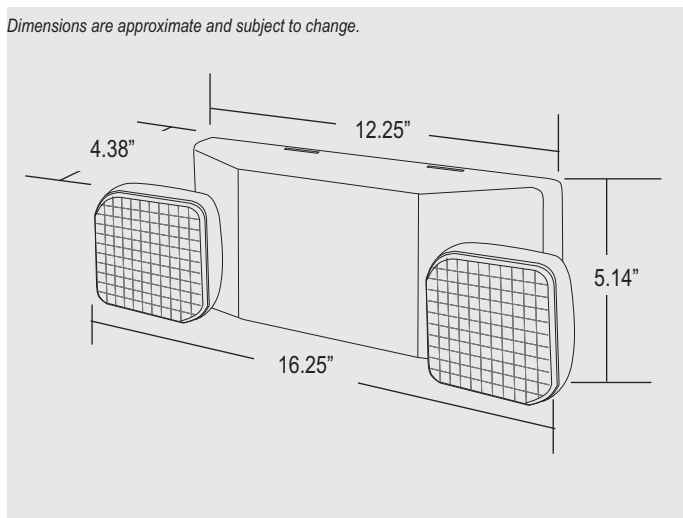
Vandal Shield.....CPS

Vandal Shield (NEMA-4X).....CPS-4X



▣ DIMENSIONS

Dimensions are approximate and subject to change.



▣ ORDERING FORMAT

	LCA	-2SQ	R
Series			
Light Heads		-2SQ= 6V 6W Incandescent	
Capacity Indicator			Blank= No Remote Capacity R= 11W Remote Capacity*

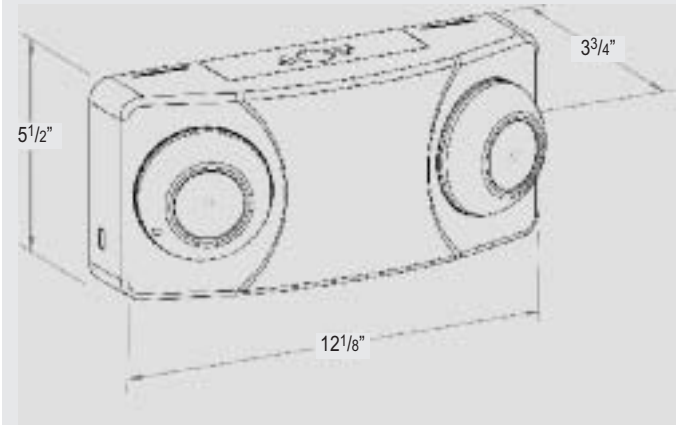
**Do not exceed rated unit capacity.*

■ LCA-2MRS Series



□ DIMENSIONS

Dimensions are approximate and subject to change.



□ ORDERING FORMAT

LCA	-2MRS	B
Series	Light Heads	Colors
	-2MRS= 6V 5W MR16 Halogen	B= Black

6 Volt Thermoplastic Battery Unit

Damp Location Listing is standard on all models

Sealed Maintenance-Free Lead Calcium Battery

UL Listed

NEW IMPROVED LOOK!

The **LCA-2MRS** Series, is the perfect battery unit for use where style and design are required in an economical package.

□ FEATURES

Reliability

The **LCA-2MRS Series** has a three-year full warranty (excluding lamps and fuses).

Unit Data

The unit is completely self-contained and the housing is constructed of high impact, UL recognized, 94, 5VA thermoplastic. The compact design will allow for space restrictions often encountered. The snap together housing facilitates mounting in any orientation.

Lamps

Furnished with two 6 volt, MR16 glare free halogen lamp heads

Charger

- Automatic, temperature compensated, charger.
- High capacity, automatic, dust-tight instantaneous transfer relay.
- Low voltage disconnect prevents over discharge of battery. Automatic brownout protection is provided.
- Labor saving AC line latch prevents battery discharge during installation to a non-energized circuit.

□ OPTIONS

(Add Suffix to Model No.)

(Add Suffix to Model No.)	Suffix
Black	-B

□ ACCESSORIES

(Order as a separate item)

Replacement Battery	860.0018-L
Replacement Lamp (standard)	570.0012-L
Wire Guard	WG10-L
Vandal Shield	CPS
Vandal Shield (NEMA-4X).....	CPS-4X



■ Cavalier II (CA-2) Series

6 Volt Decorative Style Equipment
Maintenance-Free Sealed Lead-Calcium or Nickel-Cadmium Battery (optional)
UL Listed

The **Cavalier II (CA-2) Series**, is an aesthetically attractive, economical unit in a compact, contemporary design. It is ideal for commercial and institutional facilities.

■ FEATURES

Reliability

The **Cavalier II (CA-2) Series** has a three-year full warranty (excluding lamps and fuses).

Unit Data

The housing is Injection molded from high impact, scratch and corrosion resistant thermoplastic and is available in an architecturally attractive mist white color. Optional Black housing is also available. The Cavalier II Series easily mounts to wall or ceiling with independent, universal mounting plate. AC and battery quick connect plugs simplify wiring for quick and easy installation. This unit is also suitable for damp locations.

Lamp

Furnished standard with two fully adjustable PAR 36 size lamp heads with high intensity incandescent lamps or optional halogen lamps.

CA-2 is available with optional 6 watts halogen lamp.

CA-3 is available with optional 6, 8 or 10 watts halogen lamp.

PulseType Charger

- Automatic, temperature compensated, pulse type charger.
- High capacity, automatic, dust-tight instantaneous transfer relay.
- Low voltage disconnect prevents overdischarge of battery. Automatic brownout protection is provided.
- Labor saving AC line latch prevents battery discharge during installation to a non-energized circuit.
- Fused output circuit.

Controls

Combination test switch/charge monitor LED indicates battery is on charge and allows for periodic testing of the unit.

Power Requirements

Maximum 10 watts at 120/277Vac.

■ OPTIONS

(Add Suffix to Model No.)	Suffix
Black	-B
Self Diagnostics	-SD
Voltmeter (not available with diagnostics)	-V
3-Wire Cord & Plug (120V)	-3CP*
3-Wire Cord & Plug (277V)	-3CP-277*
6W halogen lamp	/LH4
8W halogen lamp	/LH5
10W halogen lamp	/LH7
Nickel-Cadmium battery	-N
Damp location listed	-DL

*Standard cord is 3 ft. custom lengths available.

■ ACCESSORIES

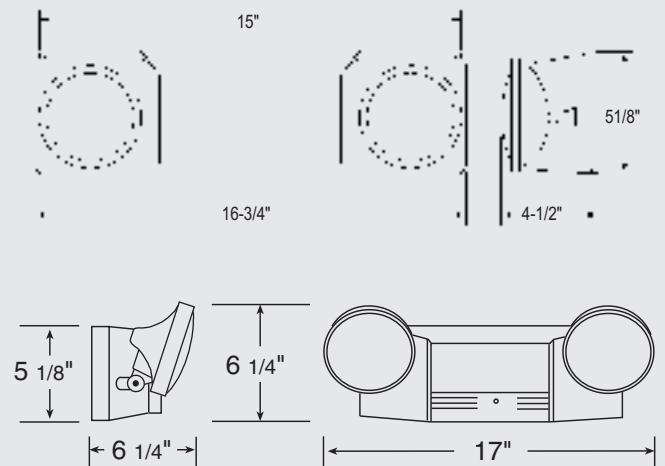
(Order as a separate item)

Wire Guard (CA-2, CA-3)	WG16-L
Polycarbonate Shield	CPS
Poly. Weatherproof Shield	CPS-4X



■ DIMENSIONS

Dimensions are approximate and subject to change.



CAVALIER WITH HALOGEN LAMPS (CA-3)

■ UNIT RATING CHART

Volts	Model No.	*Watts to 87-1/2% of Rated Battery Voltage	
		1 1/2 Hrs.	2 Hrs.
6	CA-2	12	8
	CA-3	20	15

* National Electrical Code Specification

■ ORDERING FORMAT

CA	-2	-DL
Series	Capacity Indicator	Option
		-DL= Damp Location

DM, DS Series



6 or 12 Volt Thermoplastic Emergency Unit
Sealed Maintenance-Free Lead Calcium Battery
UL Listed

The **DM, DS Series**, is an excellent combination of economy and quality – the best offered in the industry. This unit is compact, lightweight and corrosion resistant.

FEATURES

Reliability

The **DM, DS Series** has a three-year full warranty (excluding lamps and fuses).
Unit Data

Construction consists of a compact, lightweight, corrosion resistant thermoplastic cabinet with a "mist white" finish. Meets UL 94, 5VA flame classification. Both cabinets (small and large) are designed with rear keyhole mounting slots on the back plates and mount directly to any standard 4" octagonal electric box. The 6 Volt, small cabinet (DS3, DS6, DS7) is programmable for either top or side mounting of lamp heads. A 7/8" conduit entry is provided on the left side of the cabinet. The large cabinet (DS8, DS9 and D12S9) has a removable front panel and provisions for mounting up to 3 heads.

Lamp

Thermoplastic heads can be top or side mounted (on DM or DS3, 6 and 7 only) and easily moved to either location by contractor without re-wiring.

DM MODELS: PAR 18 size heads (ELF 2 head type).

2DM3 has 6W high intensity incandescent lamps. 2DM6, 7, 8, 9, 12 have 9W high intensity incandescent lamps.

DS MODELS: PAR 36 size heads (EFL645 head type). 2DS3 has 6W high intensity incandescent lamps. 2DS6, 7, 8, 9, 12 have 9W high intensity incandescent lamps.

Note: Tungsten halogen lamps optional.

Pulse Type Charger

- Automatic, temperature compensated, pulse type charger.
- High capacity, automatic, dust-tight instantaneous transfer relay.
- Low voltage disconnect prevents over discharge of battery. Automatic brownout protection is provided.
- Labor saving AC line latch prevents battery discharge during installation to a non-energized circuit.
- Fused output circuit.

Controls

- Red charger monitor LED indicates state of charge of the battery.
- Amber AC-ON LED indicates AC power is on.
- Momentary test switch allows for quick operational check of entire system.

Power Requirements

120/277 Vac, 60Hz, 0.3/0.15 Amp

OPTIONS

(Add Suffix to Model No.)

	Suffix
Black Housing and Heads (small cabinet only)	-B
Ammeter or Voltmeter (choose only one)	-A or -V
Time Delay (specify 5, 10 or 15 minutes)	-TD
3-Wire Cord and Plug.....	-3CP*
3-Wire Cord and Plug (277V)	-3CP-277*

*Standard cord is 3 ft. custom lengths available.

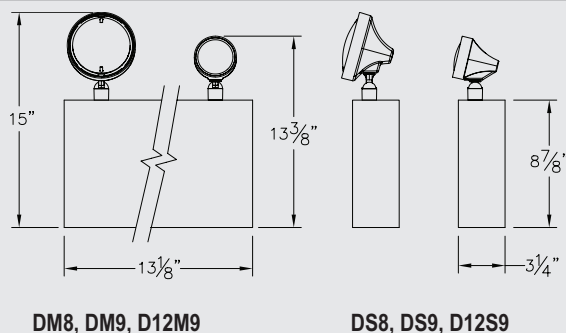
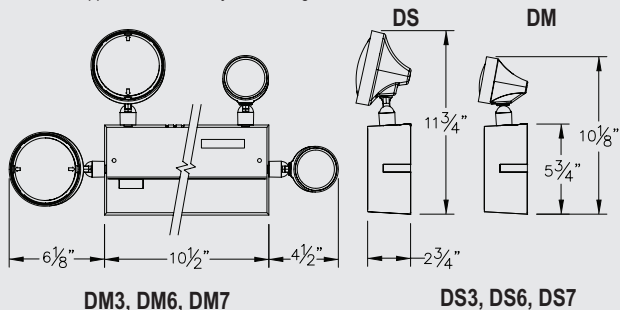
ACCESSORIES

(Order as a separate item)

Wire Guard (Top mounted heads)	WG1-L
Wire Guard (Top mounted PAR 18 heads)	WG10-L
Wire Guard (Top mounted PAR 36 heads)	WG4-L
Vandal Resistant Cover.....	CPS*
Vandal Resistant NEMA-4X Cover.....	CPS-4X*

DIMENSIONS

Dimensions are approximate and subject to change.



UNIT RATING CHART

Volts	Model No. (unit/Lamp Suffix)	*Watts to 87-1/2% of Rated Battery Voltage	
		1 1/2 Hrs.	2 Hrs.
6	2DS3/L5-M	12	8
	2DS6/L9-M	18	12
	2DS7/L9-M	27	21
	**2DS8/L9-M	36	24
	**2DS9/L9-M	54	41
12	**2D12S9/L9-M	54	41

*National Electrical Code Specification ** Utilize Large "A" Cabinet
 Use "M" instead of "S" for Mini Heads (ELF2 PAR18 size heads)

ORDERING FORMAT

Model Number	Lamp Option (6V 6W) Incandescent	Colors	Option Time Delay
2DS3	/L5	-M	-TD

For standard units without options only order Model # *Options are added to units by listing suffix at end of model #*

MC Series

6 or 12 Volts Emergency Unit
Sealed Maintenance-Free Lead Calcium or Nickel-Cadmium Battery
UL Listed

The Lightalarms **MC Series** emergency battery unit incorporates performance and labor-saving features, normally found only in higher capacity units, in a economical compact housing design.

The **MC Series** is ideally suited for commercial applications where space, performance and ease of installation are required.

FEATURES

Reliability

The **MC Series** has a three year full warranty (excluding lamps and fuses).

Unit Data

Compact steel cabinet with corrosion-resistant undercoating standard color is "mist white", black available as an option. The MC Series has rear keyhole mounting slots and is designed to mount directly to any standard 4" junction box.

Lamp

Standard unit furnished with two, Par 18 size heads constructed of impact resistant, flame retardant thermoplastic heads complete with 6-watt, MR16 halogen lamps. Also available up to 20W(MH20) high output illumination.

Solid State Charger

- Automatic, temperature compensated type charger.
- High capacity, automatic, dust-tight instantaneous transfer relay.
- Low voltage disconnect prevents over discharge of battery. Automatic brownout protection is provided.
- Labor saving AC line latch prevents battery discharge during installation to a non-energized circuit.
- Fused output circuit.
- Optional Improved Diagnostics comes with a micro controller based pulse type charges.

Power Requirements

120/277Vac 60Hz, 0.3/0.15 Amp.

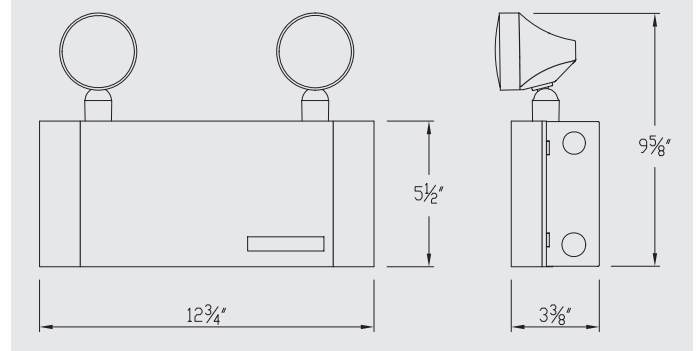
POWER CONSUMPTION

Model #	AC Input	Maximum	
		Input Current	Input Power
MC	120 Vac	0.20 A	24 W
	277 Vac	0.08 A	24 W
MC12	120 Vac	0.24 A	30 W
	277 Vac	0.12 A	30 W



DIMENSIONS

Dimensions are approximate and subject to change.



UNIT RATING CHART

Battery Type	Volts	Model #	Watts to 87.5% of rated battery voltage*			
			1 1/2 hrs.	2 hrs.	3 hrs.	4 hrs.
Lead-Calcium	6	MCG	18	12	10	-
		MCG1	20	15	12	-
		MCG2	27	18	15	9
		MCG3	30	20	18	10
		MCG4	36	27	20	12
	MCG5	40	30	24	15	
Nickel-Cadmium	12	MC12G1	36	27	20	12
		MC12G2	40	30	24	15
	6	MCN1	20	18	12	-
Nickel-Cadmium	12	MC12N1	36	24	15	12
		MC12N2	50	36	24	18

* National Electrical Code Specification

ORDERING FORMAT

2	MCG4	/ELF3	-M6	-M	-ID
Number of Heads	Series/D.C. Voltage/Capacity	Head style	Lamp type	Color	Options
0= no heads	MCG= 6V - 18W, lead calcium	/ELF3= mini plastic MR16	-M5= MR16 6V 5W	-M= mist white enamel finish	-ID= improved diagnostics
2= Two Heads	MCG1= 6V - 20W, lead calcium		-M6= MR16 6V 6W	-B= black enamel finish	-IDNA= improved diagnostics non-audible
	MCG2= 6V - 27W, lead calcium		-M10= MR16 6V 10W		
	MCG3= 6V - 30W lead calcium		-M12= MR16 12V 12W		
	MCG4= 6V - 36W lead calcium		-M20= MR16 12V 20W		
	MCG5= 6V - 40W lead calcium*				
	MC12G1= 12V - 36W, lead calcium		-MH20=12V 20W High Output		
	MC12G2= 12V - 40W, lead calcium				
	MCN1= 6V - 20W, Ni-cad				
	MC12N1= 12V - 36W, Ni-cad				
	MC12N2= 12V - 50W, Ni-cad				

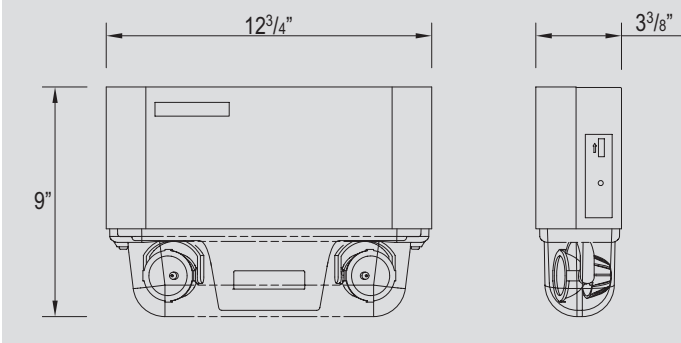
* Not available with ID/IDNA Option

MA Series



DIMENSIONS

Dimensions are approximate and subject to change.



UNIT RATING CHART

Battery Type	Volts	Model #	Watts to 87.5% of rated battery voltage*			
			1 1/2 hrs.	2 hrs.	3 hrs.	4 hrs.
Lead-Calcium	6	MAG	18	12	10	-
		MAG1	20	15	12	-
		MAG2	27	18	15	9
		MAG3	30	20	18	10
		MAG4	36	27	20	12
	MAG5	40	30	24	15	
	12	MA12G1	36	27	20	12
MA12G2		40	30	24	15	
Nickel-Cadmium	6	MAN1	20	18	12	-
	12	MA12N1	36	24	15	12
		MA12N2	50	36	24	18

* National Electrical Code Specification

6 and 12 Volts Steel Emergency Unit
Sealed Maintenance-Free Lead Calcium or Nickel-Cadmium Battery

UL Listed

The decorative Lightalarms **MA Series** combine a contemporary design with state-of-the-art path of egress illumination. Designed to meet the needs of the interior design professionals while providing an impressive performance in a compact housing.

FEATURES

Reliability

The **MA Series** has a three-year full warranty (excluding lamps and fuses).

Unit Data

The Lightalarms **MA Series** shall include a metal cabinet made of steel with anti-corrosion undercoating and a lower compartment containing two emergency heads with adjustable swivels and long-life MR-16 halogen lamps.

Lamp

The emergency heads shall be installed at the bottom of the unit, providing an illumination in any downwards direction and shall require no tool for adjusting or aiming. The emergency heads shall be protected by a shock-absorbent, transparent polycarbonate cover. The cover shall be fixed on the equipment cabinet with two vertical screws. The standard lamp shall be a 6V or 12V MR16 halogen lamp. Also available up to 20W(MH20) high output illumination.

Solid State Charger

- Automatic, temperature compensated type charger.
- High capacity, automatic, dust-tight instantaneous transfer relay.
- Low voltage disconnect prevents over discharge of battery. Automatic brownout protection is provided.
- Labor saving AC line latch prevents battery discharge during installation to a non-energized circuit.
- Fused output circuit.
- Optional Improved Diagnostics comes with a micro controller based pulse type charges.

Power Requirements

120/277Vac, 60Hz, 0.3/0.15 Amp

POWER CONSUMPTION

	AC Input	Maximum	
		Input Current	Input Power
MA	120 Vac	0.20 A	24 W
	277 Vac	0.08 A	24 W
MA12	120 Vac	0.24 A	30 W
	277 Vac	0.12 A	30 W

ORDERING FORMAT

2	MCG4	-M6	-M	-ID
Number of Heads	Series/D.C. Voltage/Capacity	Lamp type	Color	Options
2= Two Heads	MAG1 = 6V-20W, lead calcium MAG3 = 6V-30W, lead calcium MAG5 = 6V-40W lead calcium* MA12G2 = 12V-40W, lead calcium MAN1 = 6V-20W, nickel cadmium MA12N1 = 12V-36W, nickel cadmium MA12N2 = 12V-50W, nickel cadmium	-M5 = MR16 6V 5W -M6 = MR16 6V 6W -M10 = MR16 6V 10W -M12 = MR16 12V 12W -M20 = MR16 12V 20W -MH20 =12V 20W High Output	-M = mist white enamel finish -B = black enamel finish	-ID = improved diagnostics -IDNA = improved diagnostics non-audible

* Not available with ID or IDNA Options



MG, MN Series

6 or 12 Volt Steel Emergency Unit
Sealed Maintenance-Free Lead Calcium or Nickel-Cadmium Battery
UL Listed

The MG, MN Series battery unit incorporates a complete range of high performance and labor saving features normally found only in higher voltage units. The compact housing design meets most requirements for moderate loads. The MG, MN Series is a reliable, economic unit for all public areas.

FEATURES

Reliability

The MG, MN Series has a three-year full warranty (excluding lamps and fuses).

Unit Data

Compact steel cabinet with corrosion-resistant undercoating – standard color is “mist white”, black available as an option. The hinged front panel provides access to the battery and charger for ease of installation and maintenance. The MG, MN Series has rear keyhole mounting slots and is designed to mount directly to any standard 4” junction box.

Lamp

Standard with two ELF645 PAR36 high impact mar-resistant thermoplastic heads. Furnished with two 6 or 12 volt 9 watt high intensity wedge base incandescent lamps*. Other lighting head styles are also available see options. Do not exceed unit battery capacity.

* Note: For optional lamp types and wattages refer to the lamp data chart on page 108-109

Pulse Type Charger

- Automatic, temperature compensated, pulse type charger.
- High capacity, automatic, dust-tight instantaneous transfer relay.
- Low voltage disconnect prevents over discharge of battery. Automatic brownout protection is provided.
- Labor saving AC line latch prevents battery discharge during installation to a non-energized circuit.
- Fused output circuit.

Controls

- Red charger monitor LED indicates state of charge of the battery.
- Amber AC-ON LED indicates AC power is on.
- Momentary test switch allows for quick operational check of entire system.

Power Requirements

120/277Vac 60Hz, 0.3/0.15 Amp

OPTIONS

(Add Suffix to Model No.)	Suffix
Black Housing and Heads (Replace -M with -B)	-B
Ammeter and/or Voltmeter	-A* or -V*
Lamp Disconnect Switch	-DS**
Improved Diagnostics (audible)	-ID
Improved Diagnostics (non-audible)	-IDNA
Time Delay (specify 5, 10 or 15 minutes)	TD_**
Vandal Resistant Screws	-VR
Front Mounted Heads (for Low ceilings)	-FM
3-Wire Cord & Plug	-3CP***
3-Wire Cord & Plug (277V)	-3CP-277***
PAR18 Size Lamp Heads	./ELF2
DR1130 Decorative Heads (White)	.D1130

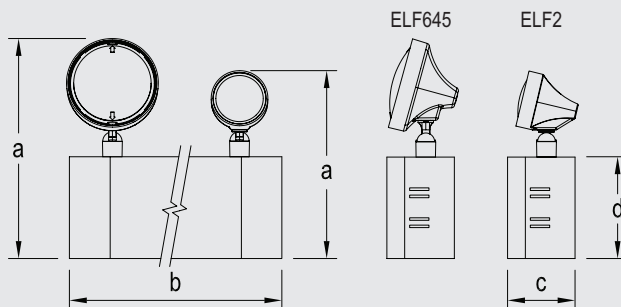
* Not available with diagnostic option.

** (ID or IDNA) includes a Time Delay function, if needed it can be enabled/disabled in the field or it can be preset at the factory by including the suffix ID-TD_ or IDNA-TD_



DIMENSIONS

Dimensions are approximate and subject to change.



Cabinet	Dimensions			
	a	b	c	d
S	11-3/8" // 9-3/4"	11"	3-1/2"	5-1/4"
L	12-3/8" // 10-3/4"	12-1/2"	4"	6-1/4"

***Standard cord is 3 ft. custom lengths available.

UNIT RATING CHART

	Volts	Model No. (unit / Lamp Suffix)	*Watts to 87 1/2% of Rated Battery Voltage				Cabinet Size
			1 1/2 hrs.	2 hrs.	3 hrs.	4 hrs.	
Lead-Calcium	6	2MG1/L9-M	27	18	14	-	S
	6	2MG2/L9-M**	54	37	28	21	L
	12	2M12G1/L9-M	36	25	20	14	S
	12	2M12G2/L9-M**	54	37	28	21	L
Nickel-Cadmium	6	2MN1/L9-M	25	18	12	-	S
	12	2M12N1/L9-M	36	21	15	12	S
	12	2M12N2/L9-M	50	36	25	18	S

*National Electrical Code Specification

**Do not exceed unit rating in voltage or capacity.

ORDERING FORMAT

2	MG	1	/L9	-M	-ID
No. of Heads	Series	Capacity Indicator	Lamp Suffix 6V 9W Incandescent	Finish Mist White	Option

■ PG, P12G Series



6 or 12 Volt Steel Emergency Unit
Sealed Maintenance-Free Lead Calcium Battery
UL Listed

The **PG, P12G** Series battery units combine reliability, versatility, performance and cost-efficiency in an aesthetically pleasing design. Ideally suited for a range of commercial applications.

■ FEATURES

Reliability

The **PG Series** has a three-year full warranty (excluding lamps and fuses).

Unit Data

Constructed of rugged steel with a corrosion-resistant undercoating, the PG Series cabinet has a removable front panel providing easy access allowing the unit to be mounted at ceiling height. Standard unit color is "mist-white", but black housing and heads are also optional. All cabinets come standard with 7/8" conduit knockouts, rear keyhole mounting slots and provisions for mounting up to 3 heads on the cabinet.

Lamp

Standard with two ELF645 PAR36 high impact mar-resistant thermoplastic heads. Furnished with two 6 or 12 volt 9 watt high intensity wedge base incandescent lamps*. Other lighting head styles are also available see options. Do not exceed unit battery capacity.

* Note: For optional lamp types and wattages refer to the lamp data chart on page 108-109.

Pulse Type Charger

- Automatic, temperature compensated, pulse type charger.
- High capacity, automatic, dust-tight instantaneous transfer relay.
- Low voltage disconnect prevents over discharge of battery. Automatic brownout protection is provided.
- Labor saving AC line latch prevents battery discharge during installation to a non-energized circuit.
- Fused output circuit.

Controls

- Red charger monitor LED indicates state of charge of the battery.
- Amber AC-ON LED indicates AC power is on.
- Momentary test switch allows for quick operational check of entire system.

Power Requirements

120/277Vac 60Hz, 0.25/0.12 Amp, 30 Watts (Max)

■ Head & Lamp Type Options

No heads	0
Three heads	3
Double contact bayonet base, Bi-Pin Halogen, Wedge base, Sealed Beam Lamps	/ELF 645
Bi-Pin Halogen lamps	/ELF 2
MR16 lamps up to 20 watts	/ELF 3
MR16 lamps	/DR1130

■ OPTIONS

(Add Suffix to Model No.)

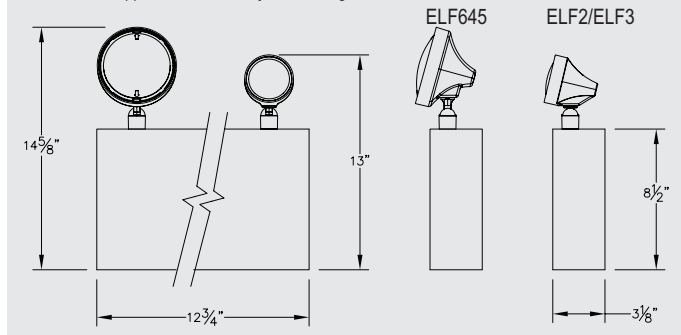
Black Housing and Heads	-B
Ammeter or Voltmeter (choose only one)	-A* or -V*
Improved Diagnostics (audible)	-ID
Improved Diagnostics (non-audible)	-IDNA
Time Delay (specify 5, 10 or 15 minutes)	TD **
Nickel-Cadmium Battery	-N

*Not available with diagnostic option

** (ID or IDNA) includes a Time Delay function, if needed it can be enabled/disabled in the field or it can be preset at the factory by including the suffix ID-TD_ or IDNA-TD_

■ DIMENSIONS

Dimensions are approximate and subject to change.



■ ACCESSORIES

(Order as a separate item)

Wire Guard	WG2-L
Mounting Platform	MP-PQA

■ UNIT SELECTION CHART

Each unit furnished with two 9W High Intensity incandescent lamp.

Volts	Model No. (unit / Lamp Suffix)	*Watts to 87 1/2% of Rated Battery Voltage			
		1 1/2 hrs.	2 hrs.	3 hrs.	4 hrs.
6	2PG1/L9-M	18	15	-	-
	2PG2/L9-M	54	36	27	18
12	2P12G1/L9-M	54	36	27	18

*National Electrical Code Specification

■ ORDERING FORMAT

2	PG	1	/L9	-M	-DS
No. of Heads	Series	Capacity Indicator	Lamp Suffix	Finish	Option
		6V 9W Incandescent		Mist White	Disconnect Switch



PN, P12N Series

6 or 12 Volt Steel Emergency Unit
Sealed Maintenance-Free Nickel-Cadmium Battery
UL Listed

The PN, P12N Series battery unit is a traditionally styled, high performance unit, designed for environments where lighting units may be exposed to fluctuations in temperature.

FEATURES

Reliability

The PN Series has a three-year full warranty (excluding lamps and fuses).

Unit Data

Constructed of rugged steel with a corrosion-resistant undercoating, the PN Series cabinet has a removable front panel providing easy access allowing the unit to be mounted at ceiling height. Standard unit color is "mist-white", but black housing and heads are also optional. All cabinets come standard with 7/8" conduit knockouts, rear keyhole mounting slots and provisions for mounting up to 3 heads on the cabinet. P12N complies with requirements of Federal Specifications W-L-305D Type 1, Class I, Style D.

Lamp

Standard with two ELF645 PAR36 high impact mar-resistant thermoplastic heads. Furnished with two 6 or 12 volt 9 watt high intensity wedge base incandescent lamps*. Other lighting head styles are also available see options. Do not exceed unit battery capacity.

* Note: For optional lamp types and wattages refer to the lamp data chart on page 108-109.

Pulse Type Charger

- Automatic, temperature compensated, pulse type charger.
- High capacity, automatic, dust-tight instantaneous transfer relay.
- Low voltage disconnect prevents over discharge of battery. Automatic brownout protection is provided.
- Labor saving AC line latch prevents battery discharge during installation to a non-energized circuit.
- Fused output circuit.

Controls

- Red charger monitor LED indicates state of charge of the battery.
- Amber AC-ON LED indicates AC power is on.
- Momentary test switch allows for quick operational check of entire system.

Power Requirements

120/277Vac 60Hz, 0.30/0.15 Amp

Head & Lamp Type Options

No heads	0
Three heads	3
Double contact bayonet base, Bi-Pin Halogen,	
Wedge base, Sealed Beam Lamps	/ELF 645
Bi-Pin Halogen lamps	/ELF 2
MR16 lamps up to 20 watts	/ELF 3
MR16 lamps	/DR1130

OPTIONS

(Add Suffix to Model No.)	Suffix
Black Housing and Heads	-B
Ammeter or Voltmeter (choose only one)	-A* or -V*
Improved Diagnostics (audible)	-ID
Improved Diagnostics (non-audible)	-IDNA
Time Delay (specify 5, 10 or 15 minutes)	TD_**
Nickel-Cadmium Battery	-N

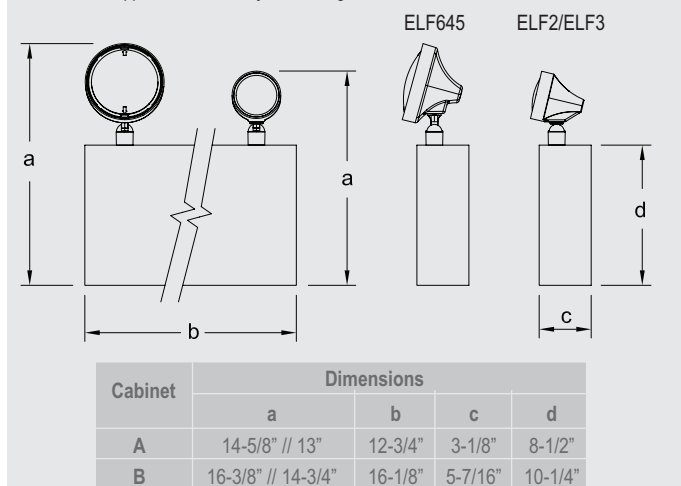
*Not available with diagnostic option

** (ID or IDNA) includes a Time Delay function, if needed it can be enabled/disabled in the field or it can be preset at the factory by including the suffix ID-TD_ or IDNA-TD_



DIMENSIONS

Dimensions are approximate and subject to change.



ACCESSORIES

(Order as a separate item)

Wire Guard (A cabinet)	WG2-L
Wire Guard (B cabinet)	WG3-L
Mounting Platform	MP-PQA

UNIT SELECTION CHART

Each unit furnished with two 9W High Intensity incandescent lamp.

Volts	Model No. (unit / Lamp Suffix)	*Watts to 87 1/2% of Rated Battery Voltage				Cabinet Size
		1 1/2 hrs.	2 hrs.	3 hrs.	4 hrs.	
6	2PN1/L9-M	25	20	14	10	A
	2P12N1/L9-M	50	36	25	18	A
	2P12N2/L9-M	72	60	50	38	B

*National Electrical Code Specification

ORDERING FORMAT

No. of Heads	Series	Capacity Indicator	Lamp Suffix	Finish	Option
2	P12N	2	/L9	-M	-V
			6V 9W Incandescent	Mist White	Voltmeter

■ PQ, P12Q Series



**6 or 12 Volt Steel Emergency Unit
Sealed Maintenance-Free Lead Calcium Battery
UL Listed**

The **PQ, P12Q Series** battery unit is an effective, functional unit designed with high capacity maintenance-free batteries for commercial, institutional or industrial environments requiring remote capability or extended emergency lighting time.

■ FEATURES

Reliability

The **PQ Series** has a three-year full warranty (excluding lamps and fuses).

Unit Data

Constructed of rugged steel with a corrosion-resistant undercoating, the PQ Series cabinet has a removable front panel providing easy access allowing the unit to be mounted at various heights. Standard unit color is "mist-white", but black housing and heads are also optional. All cabinets come standard with 7/8" conduit knockouts, rear keyhole mounting slots and provisions for mounting up to 3 heads on the cabinet. Model 2PQ2 complies with requirements of Federal Specifications W-L-305D Type 1, Class I, Style E.

Lamp

Standard with two ELF645 PAR36 high impact mar-resistant thermoplastic heads. Furnished with two 6 or 12 volt 25 watt high intensity sealed beam incandescent lamps*. Other lighting head styles are also available see options. Do not exceed unit battery capacity.

* Note: For optional lamp types and wattages refer to the lamp data chart on page 108-109.

Pulse Type Charger

- Automatic, temperature compensated, pulse type charger.
- High capacity, automatic, dust-tight instantaneous transfer relay.
- Low voltage disconnect prevents over discharge of battery. Automatic brownout protection is provided.
- Labor saving AC line latch prevents battery discharge during installation to a non-energized circuit.
- Fused output circuit.

Controls

- Red charger monitor LED indicates state of charge of the battery.
- Amber AC-ON LED indicates AC power is on.
- Momentary test switch allows for quick operational check of entire system.

Power Requirements

120/277Vac 60Hz, 0.30/0.15 Amp

■ Head & Lamp Type Options

No heads	0
Three heads	3
Double contact bayonet base, Bi-Pin Halogen, Wedge base, Sealed Beam Lamps	/ELF 645
Bi-Pin Halogen lamps.....	/ELF 2
MR16 lamps up to 20 watts	/ELF 3
MR16 lamps	/DR1130

■ OPTIONS

(Add Suffix to Model No.)

Black Housing and Heads (Replace "-M" with -B).....	-B
Improved Diagnostics (audible)	-ID
Improved Diagnostics (non-audible)	-IDNA
Ammeter or Voltmeter (choose only one)	-A* or -V*
Lamp Disconnect Switch	-DS**
Time Delay (specify 5, 10 or 15 minutes)	-TD **
Vandal Resistant Screws	-VR
3-Wire Cord and Plug	-3CP***
3-Wire Cord and Plug (277V)	-3CP-277***

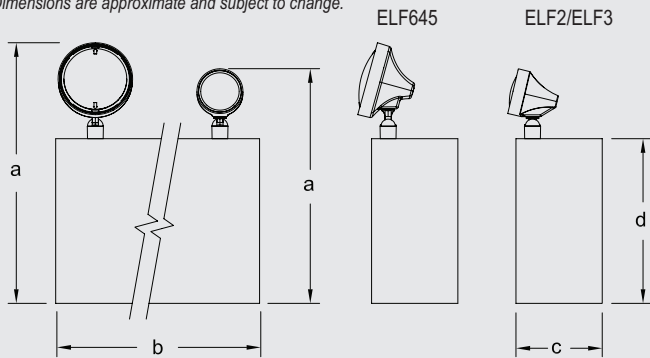
*Voltmeter and ammeter not available with the diagnostic option.

** (ID or IDNA) includes a Time Delay function, if needed it can be enabled/disabled in the field or it can be preset at the factory by including the suffix ID-TD_ or IDNA-TD_

***Standard cord is 3 ft. custom lengths available.

■ DIMENSIONS

Dimensions are approximate and subject to change.



Cabinet	Dimensions			
	a	b	c	d
B	16-3/8" // 14-3/4"	16-1/8"	5-7/16"	10-1/4"
C	18-3/8" // 16-3/4"	16-1/2"	7-1/4"	12-1/4"

■ ACCESSORIES

(Order as a separate item)

Wire Guard	WG3-L
Mounting Platform (C cabinet)	MP-PQB
Mounting Platform (B cabinet)	MP-PQA

■ UNIT SELECTION CHART

Each unit furnished with two 9W High Intensity incandescent lamp.

Volts	Model No. (unit / Lamp Suffix)	*Watts to 87 1/2% of Rated Battery Voltage				Cabinet Size
		1 1/2 hrs.	2 hrs.	3 hrs.	4 hrs.	
6	2PQ1/L25-M	50	36	24	18	B
	2PQ2/L25-M	100	75	50	36	B
	2PQ3/L25-M	200	175	100	72	C
12	2P12Q1/L25-M	100	75	50	36	B
	2P12Q2/L25-M	200	150	100	72	C

*National Electrical Code Specification

■ ORDERING FORMAT

2	PQ	2	/L25	-M	-V
No. of Heads	Series	Capacity Indicator	Lamp Suffix	Finish	Option
			6V 25W Incandescent	Mist White	Voltmeter