

SPHRL Remote Fixture Series

Class I, Division 2, Groups A, B, C & D, Class II, Division 2, Groups F & G and Class III, NEMA-4X, damp & wet locations



Housing

- Light weight polycarbonate gray housing and die-cast fully adjustable heads Class I, Div. 2, Groups A, B, C & D, Class II Div. 2, Groups F & G, Class III
- NEMA-4X protection grade
- All external fasteners and hardware are constructed of stainless steel
- Die-cast aluminum LED heads

Mounting

- Simple and easy to install on walls, poles, columns, struts also on vertical pole or column installation bracket sold separately (order catalog number: PMK1-L)
- ½ NPT conduit entry on top or side

Performance

- 15W high efficacy LED emergency heads outperform traditional 50W MR16-IR Halogen
- Innovative head design: four-LED and dual-driver provide illumination even in case of unexpected component failure

Approvals

- UL924 Listed
- Can be installed in wide temperature range: -40°F to 131°F (-40°C to 55°C)
- Listed to the UL844 Standard for Class I, Division 2, Groups A, B, C & D, Class II, Division 2, Groups F & G and Class III

Warranty (subject to proper installation and maintenance)

Unit: five-year limited warranty

Detailed warranty terms located on **page 182** or online at: www.lightalarms.com



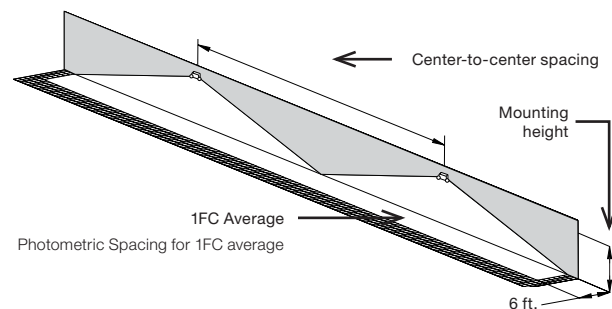
Photometry performance

Capable of being installed indoors or outdoors, the SPHRL Series of LED remote emergency lights deliver a stable and consistent illumination on the path of egress for a wide range of mounting heights.

LED Head	Power	Total lumens	Outperform spacing of MR16 halogen lamp types
L15	15W	1300	50W MR16-IR Halogen

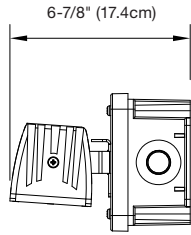
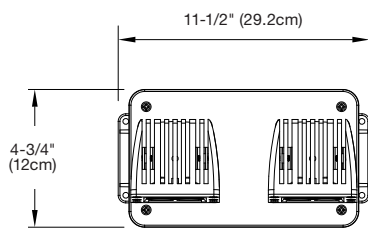
Spacing center-to-center (feet)

Mounting height	Lamp L15/15W, 1300Lm
10 ft	140'
15 ft	135'
20 ft	130'
25 ft	120'

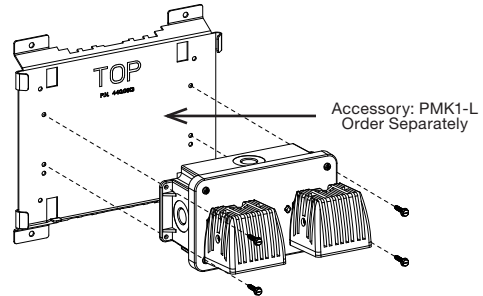


Industrial environment: Wall mounted equipment, reflectances: 10/10/10; 6-ft wide illumination path. Illumination as per NFPA101; Average: 1fc; Min: 0.1fc; Max/min < 40:1

Dimensions (Dimensions are approximate and subject to change)



PMK1-L Universal Mounting Bracket Installation



Warning: The mounting column must be anchored at both ends: floor and ceiling.

Classification for hazardous locations

Lamp suffix	Voltage	Power	Lumen flux	Ambient	Classification	Temperature code
L15	12-24VDC	15W	1,300 Lm	131°F (55°C)	Class I Division 2 Groups A, B, C and D	T3C
					Class II Division 2 Groups F and G; Class III	T5

Ordering format

Series	Number of heads	LED head
SPRHRL = Severe performance hazardous location remote head	Blank = Single head D = Double head	L15 = 12-24V – 15W (1300 Lumens)

Example: SPHRLDL15