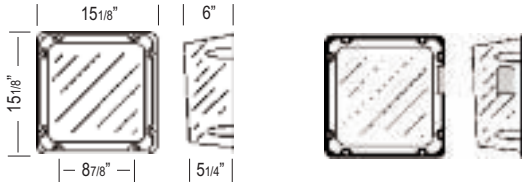


□ Catalog Number VRC or VRC-4X (NEMA-4X)

Application

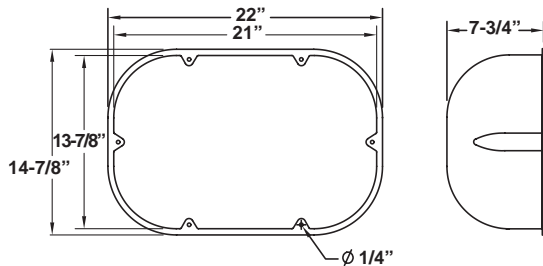
- DM3, DM6, DM7 Series with top mounted heads
- SQ, SQ-D Series all mountings
- X4, X2 or X3 Series LED, Incandescent (wall mounted)
AC and AC/DC or Self-Powered exit with no mounted heads
- XQ Series LED (wall mounted) AC and AC/DC or Self-Powered
- XLD, XLED Series LED, (wall mounted)



□ Catalog Number CPS or CPS-4X (NEMA-4X)

Application

- MG Series (small cabinet) top or front mounted heads
- LCA-2MRS, LCA-2SQ, CA-2
- DM3, DM6, DM7 Series with top or side mounted heads

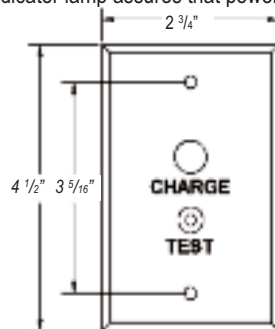


□ REMOTE TEST SWITCH

Make testing your ceiling mounted equipment easier with the remote test switch. Compatible with 120 or 277Vac circuits, the remote test switch will interrupt the line voltage to your equipment by means of a momentary push button switch. AC on/Charge status indicator lamp assures that power is going to your emergency lighting.

How To Order

- Remote Test Switch (Chrome).....**PSW**
- Remote Test Switch (Plastic).....**PSW1**



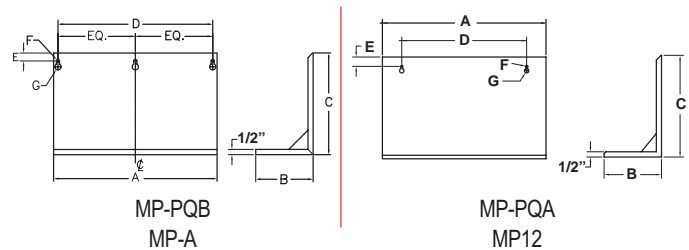
□ MOUNTING PLATFORMS



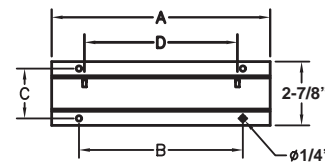
- 14 gauge steel
- Corrosion resistant undercoat
- Oven baked finish
- 1/2" retaining lip on three sides
- Keyhole slots for easy mounting

Model	Dimensions (inches)						
	a	b	c	d	e	f	g
MP-PQB (Mist)	17	7-3/4	12-1/4	16	3/4	5/16	5/8
MP-A (Gray)	17	7-3/4	12-1/4	16	3/4	5/16	5/8
MP-PQA (Mist)	16-3/8	5-3/4	10-1/4	12-1/2	7/8	3/16	7/16
MP12	27-1/2	7-3/4	12-1/4	16	1-5/8	5/32	5/16

Dimensions are approximate and subject to change



□ MOUNTING BRACKETS



- 16 gauge steel
- Corrosion resistant undercoat
- Oven baked finish
- Supplied with rubber stand-offs for unit and machine screws to secure unit to bracket

Model	Dimensions (inches)			
	a	b	c	d
MB-A	10	7-3/4	2-3/16	7
MB-B	14-1/4	11-3/4	2-3/16	12-5/8

Dimensions are approximate and subject to change