




# SERIES EXP-6N, EXP12N

TYPE: \_\_\_\_\_  
 CATALOGUE #: \_\_\_\_\_  
 NOTES: \_\_\_\_\_



## Hazardous Location Design to meet L924 6 or 12 Volt Emergency Lighting system

*For Operation in Hazardous Areas Class I, Div. 1 & 2, Groups C & D Class II, Div. 1 & 2, Groups E, F & G*

**Application** Series EXP explosion proof lighting systems are completely self-contained and designed to allow safe operation of the battery and electronics in the classified areas specified above. System consists of power unit and any combination of lighting fixture and/or exit signs. See "ordering format". The entire system can be located within the hazardous area. System is shipped with fixtures unmounted.

### Features

- **CONSTRUCTION:** Manufactured in accordance with UL 844, 1203 and 924.
  - EXP systems feature an explosion-proof cabinet and spin-off gasketed cover, each constructed of one-piece heavy gauge corrosion resistant copper-free cast aluminum to prevent propagation of internally generated arcs into the hazardous atmosphere.
  - Silicone conformal coating on circuit board protect electronics against humidity.
- **ELECTRONICS:**
  - Automatic solid state charger.
- **CONTROLS:**
  - Combination test switch and AC On pilot light.
- **POWER REQUIREMENTS:**
  - Dual input voltage transformer, 120/277Vac, 60 Hz, 0.3/0.15 Amp (Other voltages available on request.)

### Lamp & Exit Fixtures

Series EXP systems are designed so that one or two explosion-proof fixtures can be mounted on the cabinet, in various configurations, i.e., one lamp and one exit fixture, two lamp fixtures, two exit fixtures, etc. Fixtures mounted on the cabinet are ordered as part of the system by catalog number. See "ordering format".

**Lightalarms lamp fixtures** are heavy cast aluminum with pyrex® lenses. Medium Screw Base are standard, Double Contact Bayonet Base and Halogen lamps are optional. For complete information refer to the Series EPF401 and Series EPF402 spec sheets. Pyrex® is a registered trademark of Corning Glass.

**Lightalarms exit signs** are a rectangular, heavy duty steel box with exit lettering on single face (X402) or double face (2X402). Exit signs are for DC or AC operation. For complete information refer to the Series X402 Spec sheet.

### System Selection Chart

Volts	Unit Model No.	Input Watts	Capacity in Watts to 87-1/2% of Nominal Battery Voltage			
			1-1/2 Hrs.	2 Hrs.	4 Hrs.	8 Hrs.
6	EXP6N18	18	18	12	-	-
	EXP6N25	25	25	18	9	-
	EXP6N36	36	36	21	12	6
	EXP6N50	50	50	36	18	10
12	EXP12N36	36	36	21	12	6
	EXP12N50	50	50	36	18	10
	EXP12N72	72	72	42	24	12

### Battery

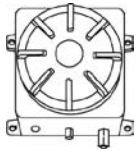
Series EXP-N feature sealed maintenance-free Nickel-Cadmium batteries. These batteries feature long life, minimal gassing and superior resistance to temperature extremes.

### Ordering Information

*Example: EXP6N36E402LH72*

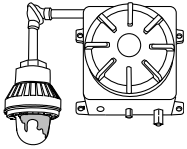
Series	Lamp Option	Options	Faces	Number of Heads
EXP6N36 = 6V Explosion-Proof Unit	E402LH7 = Lighting Head with 10W Halogen Lamp	TS = Transfer Switch (EXP6N25 only)	X402 = single face exit (EXP6N25 only)	2= 2 heads
EXP6N25 = 6V Explosion-Proof Unit	E402LH7 = Lighting Head with 10W Halogen Lamp			

# Specifications For Series EXP



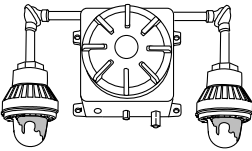
EXP12N50TS  
(Remote capability)

12 volt self-contained hazardous area emergency lighting power unit complete with battery and charger. 12V self contained hazardous area emergency lighting power unit complete with battery charger and transfer switch.




EXP6N50E402L25  
EXP6N50E402L25TS

Single head unit with 6 volt, 25 watt Double Contact Bayonet Base (DCBB) Incandescent lamp. Single head unit with 6V, 25W DCB Incandescent lamp and transfer switch.




EXP6N50E402L9-2  
EXP6N50E402L9TS-2

6 volt self-contained hazardous area emergency lighting power units complete with battery and charger and two heads. Each fixture supplied with one 9 watt DCB lamp. 6V self contained hazardous area emergency lighting. Power unit complete with battery, charger, 2 heads and transfer switch.



EXP-6N-25-TS-X402-R

Self-contained unit with integral low voltage transfer panel (TS) to operate max. the 25W exit lamp in both normal and emergency modes. Suggested catalog number shown indicates single face exit with red stencil faceplate. For green, substitute G for R. For double face, substitute 2X402 for X402.



EXP6N50E402L25TSX402  
EXP-6N-50-E402/L25-6V-TS-X402-R

In addition to the max. 25W exit lamp which operates in both normal and emergency modes, greater emergency lighting can be achieved with (1) additional emergency lighting head.

Each fixture supplied with one 25 watt DCB lamp.

**GENERAL:** The contractor shall furnish and install as indicated on all plans and as specified herein a 6 or 12V explosion-proof emergency lighting system for operation in Class I, Div. 1 & 2 (Groups C & D), Class II, Div. 1 & 2 (Groups E, F & G) hazardous areas.

**CABINET:** Shall be of heavy gauge cast aluminum suitable for hazardous areas. Cabinet and cover shall each be of one-piece construction. Cabinet to prevent propagation of internal hydrogen explosions into hazardous atmospheres. Fastening of cover to cabinet shall be gasketed and spin-on/off type.

**DIMENSIONS:** Housing: 12" x 12" x 8-3/4". (4) Mounting Lugs: 10" and 13-5/6" on center. Overall dimensions (including fixtures): 38" x 38" x 10".

**LAMP FIXTURES:** EPF402 lamp fixtures are classified for hazardous area operation in Class I, Div. 1 & 2, (Group C & D), Class II, Div. 1 & 2 (Groups E, F & G) locations. Fixtures shall be equipped with lamps, as specified in the catalog construct.

**EXIT SIGNS:** X402 series exit signs are classified for hazardous area operation in Class I, Div. 1 & 2, (Group C & D). Class II, Div. 1 & 2, (Groups E, F & G) locations. Fixtures shall be housed in a 14 gauge fabricated steel housing that permits exit lettering on one face or on two opposite faces.

**BATTERY:** Series EXP-N systems shall contain a maintenance-free, sealed Nickel-Cadmium battery.

**CHARGER:** Shall be completely automatic, feature solid state transfer, and be capable of recharging the batteries in accordance with UL Standard 924. Charger will provide a high charge rate immediately upon restoration of AC power and a trickle rate to maintain the battery charged. Sealed Nickel-Cadmium Batteries (Series EXP-N) charger shall be a constant current type.

**STANDARD CONTROLS:** To include a combination momentary test switch, which simulates a power failure, and AC indicator light which indicates presence of AC to the system. Unit shall be furnished with a dual input voltage, 120/277Vac transformer.

**LIMITED WARRANTY:** The entire unit (less lamps and fuses) shall carry a full three (3) year warranty against defective parts and improper workmanship under normal operation. Sealed nickel cadmium batteries shall carry an additional seven (7) year pro-rata warranty.

**MANUFACTURER:**

Unit shall be **Lightalarms** Model \_\_\_\_\_



**Thomas & Betts**