

■ TBR Series



6 or 12-Volt Decorative Style T-Bar Unit
Maintenance-Free Lead-Calcium or
Nickel-Cadmium Battery

UL Listed

The **TBR Series** battery units are designed for T-Bar ceiling grid installation. This slim-line, unobtrusive unit is ideally suited for any commercial location where there is limited wall space and where the greater directional flexibility of ceiling-mounted heads is needed to provide greater distribution.

□ FEATURES

Reliability

The **TBR Series** has a three-year full warranty (excluding lamps and fuses).

Unit Data

The TBR Cabinet is constructed of rugged steel with corrosion-resistant undercoating. Fixtures, cabinet and mounting brackets are available in mist white and black. Battery and charger are concealed above the ceiling level in the unit cabinet. The back box has a removable panel allowing easy access to battery and circuitry. Units mount quickly and easily in standard T-Bar grids without additional hardware. The TBR unit has provisions for mounting up to three lamp heads.

Lamp

Standard with two ELF645 PAR36 high impact mar-resistant thermoplastic heads. Furnished with two 6 or 12 volt 9 watt high intensity wedge base incandescent lamps*. Other lighting head styles are also available see options. Do not exceed unit battery capacity.

* Note: For optional lamp types and wattages refer to the lamp data chart on page 108-109.

PulseType Charger

- Automatic, temperature compensated, pulse type charger.
- High capacity, automatic, dust-tight instantaneous transfer relay.
- Low voltage disconnect prevents overdischarge of battery. Automatic brownout protection is provided.
- Labor saving AC line latch prevents battery discharge during installation to a non-energized circuit.
- Fused output circuit.

Controls

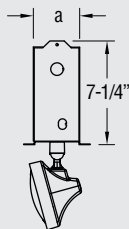
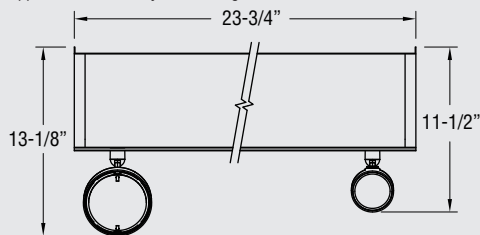
- Red charger monitor LED indicates the state of charge of the battery.
- Amber AC-ON LED indicates AC power is on.
- Momentary test switch allows for quick operational check of entire system.

Power Requirements

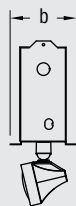
120/277Vac, 60Hz, 0.3/0.15 Amp

□ DIMENSIONS

Dimensions are approximate and subject to change.



ELF645



ELF2 / ELF3

Cabinet	a	b
S	3-1/4"	4-5/8"
L	5-5/8"	7-1/8"

□ UNIT RATING CHART

Volts	Model # (Unit/Lamp Suffix)	*Watts to 87 1/2% of Rated Battery Voltage				Watts/ Head	Cabinet Size
		1 1/2 hrs	2 hrs	3 hrs	4 hrs		
6	2TBRC1/L9	27	20	14	10	9	S
	2TBRC2/L9	54	36	25	18	9	S
	2TBRC3/L9	81	48	33	24	9	L
12	2T12BRC2/L9	54	36	25	18	9	S

* National Electrical Code Specification

□ ACCESSORIES

(Order as a separate item)

Remote Test Switch (Metal faceplate)PSW

Remote Test Switch (Plastic faceplate).....PSW1

□ ORDERING FORMAT

2	TBR	C	1	/L9	-V
No. of Heads	Series	Battery Type	Capacity Indicator	Lamp Suffix 6V 9W Incandescent	Option Voltmeter

□ Head & Lamp Type Options

No heads	0
Double contact bayonet base, Bi-Pin Halogen, Wedge base, Sealed Beam Lamps	/ELF 645
Bi-Pin Halogen lamps.....	/ELF 2
MR16 lamps up to 20 watts	/ELF 3
MR16 lamps	/DR1130

□ OPTIONS

(Add Suffix to Model No.)	Suffix
Black Housing and Heads.....	-B
Ammeter or Voltmeter (choose only one)	-A* or -V*
Improved Diagnostics (audible)	-ID
Improved Diagnostics (non-audible)	-IDNA
Time Delay (specify 5, 10 or 15 minutes)	-TD**
Nickel-Cadmium Battery	-N
NEXUS® wired	NEX
NEXUS® wireless	NEXRF

*Not available with diagnostic option

** (ID or IDNA) includes a Time Delay function, if needed it can be enabled/disabled in the field or it can be preset at the factory by including the suffix ID-TD_ or IDNA-TD_